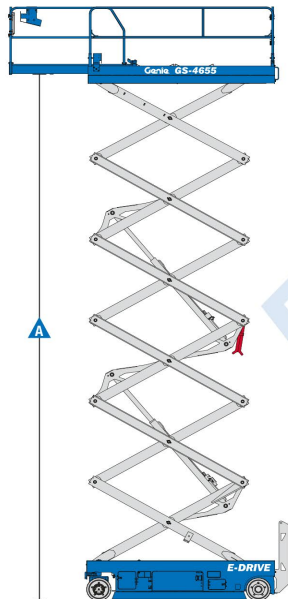
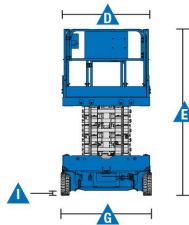
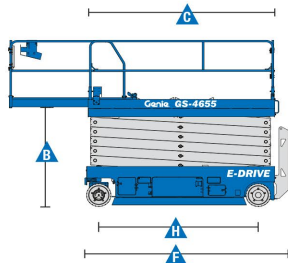


Self-Propelled Scissor Lifts

GS™ -4655

Specifications



Models	GS-4655
Measurements	Metric
Working height, maximum, indoor*	16.02 m
Working height, maximum, outdoor*	8.55 m
A Platform height, maximum, indoor	14.02 m
Platform height, maximum, outdoor	6.55 m
B Platform height - stowed	1.62 m
C Platform length - outside	2.88 m
extended	4.10 m
Slide-out platform extension deck	1.22 m
D Platform width - outside	1.35 m
Guardrail height	1.10 m
Toeboard height	0.15 m
E Height - stowed: folding rails	2.74 m
rails lowered	1.97 m
F Length - stowed	3.14 m
- extended	4.36 m
G Width	1.40 m
H Wheelbase	2.46 m
A Ground clearance - centre	15 cm
- with pothole guards deployed	2 cm

Productivity

Max platform occupancy (indoor/outdoor)	3/3
Lift capacity	350 kg
Lift capacity - extension deck	136 kg
Drive height	Full height
Drive speed - stowed	4.5 km/h
Drive speed - raised	0.8 km/h
Gradeability - stowed**	25%
Turning radius - inside	30 cm
Turning radius - outside	3.12 m
Raise/lower speed	92/58 sec
Controls	proportional
Drive	dual front wheel, AC electric
Brakes	dual front wheel, electric
Tyres solid non-marking	38 x 13 x 28 cm
Ground pressure (tyres)	1535 kPa

Power

Power source	24 V DC, 300 Ah (four 12 V, 150 Ah batteries in parallel series)
Hydraulic system capacity	28.4 L

Sound & Vibration Levels

Sound pressure level (ground workstation)	< 70 dBA
Sound pressure level (platform workstation)	< 70 dBA
Vibration	< 2.5 m/s ²

Weight***

CE base machine	3,700 kg
-----------------	----------

Standards Compliance

EU Directives: 2006/42/EC - Machinery
(harmonized standard EN280); 2004/108/EC (EMC); 2006/95/EC (LVD)

* The metric equivalent of working height adds 2 m to platform height.

** Gradeability applies to driving on slopes. See Operator's Manual for details regarding slope ratings.

*** Weight will vary depending on options and/or country standards.